TABLE OF CONTENTS

1. Introduction
2. Chapter 1: Brain Fuel (Nutrition For IQ)
3. Chapter 2: We Become Smart While We Sleep (Sleep)
4. Chapter 3: The Body-brain Connection (Exercise)
5. Chapter 4: Memory Games (IQ Booster)
6. Chapter 5: The Art Of Conversation (Language Ladder)
7. Chapter 6: Focus And Attention (Attention Span)
8. Chapter 7: Growth Mindset (The Most Important Chapter)
9. Bonus: Smart Kid Daily Routine

INTRODUCTION

DIMAAG EK MUSCLE HAI (THE BRAIN IS A MUSCLE)

NAMASTE PARENTS,

Hum aksar sochte hain ki "Intelligence" (hoshiyari) **Height** jaisi hoti hai—ya toh bacha lamba paida hota hai, ya chota. Hum sochte hain ki hum isse badal nahi sakte. **Science kehti hai ki ye GALAT hai.**

Bache ka dimaag Height jaisa nahi, **Muscle** jaisa hota hai. Jaise Gym mein weight uthane se muscles badhte hain, waise hi sahi "Challenges" dene se dimaag ke **Neurons** badhte hain. Is process ko science mein **"Neuroplasticity"** kehte hain.

Ye kitaab aapko sikhayegi ki kaise chote-chote lifestyle changes (khana, neend, khel) aapke bache ko "Average" se "Genius" bana sakte hain. Chaliye shuru karte hain!



CHAPTER 1: DIMAAG KA PETROL (NUTRITION FOR IQ)

Aap Ferrari car mein sasta tel nahi daalenge. Toh apne Super Kid ke dimaag mein kachra (junk) kyun daalna?

1. Dimaag ka Best Friend: Omega-3 Fats

- **Kyun:** Hamara dimaag 60% **Fat** (charbi) se bana hai. Lekin ye 'Ganda Fat' nahi, 'Accha Fat' hai. Omega-3 dimaag ki eentein (bricks) hain.
- **Kya khilayein:** Akhrot (Walnuts), Alsi (Flaxseeds), Chia Seeds, aur Machli (Fish).
- **Action:** Roz subah school jane se pehle 2 bheego-ye hue Akhrot khilayein.

2. Memory Booster: Choline

- **Kyun:** Choline ek chemical hai jo yaadasht (memory) ko strong karta hai.
- **Kya khilayein: Anda (Egg)**. Khaaskar Ande ka peela wala hissa (Yolk).
- **Action:** Nashte mein ek ubla hua anda (Boiled Egg) "Brain Power Start" hai.

3. Dimaag ka Safayi-karmi: Paani (Water)

- **Kyun:** Agar dimaag mein paani ki kami ho jaye (dehydration), toh bacha focus nahi kar pata aur chidchida ho jata hai.
- **Action:** Study table par hamesha paani ki bottle rakhein. Har 30 minute mein ek ghoont peene ko bolein.

4. Dimaag ka Dushman: Cheeni (Sugar)

- **Kyun:** Zyada cheeni khane se pehle energy badhti hai, phir a chanak **"Crash"** ho jati hai. Is crash ke waqt dimaag sochna band kar deta hai.
- **Action:** Toffee ki jagah **Phal (Fruit)** dein. Natural meetha theek hai.



CHAPTER 2: SOTE WAQT HUM SMART BANTEHAIN (SLEEP)

SEEKHNA TAB HOTA HAI JAB HUM JAAG RAHE HOTE HAIN.
YAAD KARNA TAB HOTA HAI JAB HUM SO RAHE HOTE HAIN.

1. The "Save Button" Effect Sochiye aapne computer par ek lamba essay likha, lekin "Save" button dabana bhool gaye. Light gayi, aur sab gayab! Yahi hota hai jab bacha poori neend nahi leta. Din bhar usne jo seekha (Short Term Memory), wo raat ko gehri neend mein pakka hota hai (Long Term Memory). Sona hi "Save Button" hai.

2. Dimaag ki Dhulayi (Brain Wash) Jab hum jaagte hain, dimaag mein gandagi (toxins) jama hoti hai. Raat ko sote waqt, ek system on hota hai (Glymphatic System) jo dimaag ko **Dhota (Wash)** hai. Agar bacha 9-10 ghante se kam soya, toh wo "Gande Dimaag" ke saath uthega—jo slow aur thaka hua hoga.

Action Plan:

- **No Screen:** Sone se 1 ghanta pehle TV/Phone band. Blue light dimaag ko ullu banati hai ki abhi din hai.
- **Andhera:** Kamre mein ghup andhera hona chahiye.



CHAPTER 3: BODY AUR BRAIN KA CONNECTION (EXERCISE)

MAZBOOT SHAREER MEIN HI MAZBOOT DIMAAG REHTA HAI.

1. Dimaag ka Khaad (Fertilizer): BDNF Jab bacha daudta hai ya koodta hai, toh body ek chemical release karti hai jiska naam hai BDNF. Ye BDNF dimaag ke liye Khaad (Fertilizer) ka kaam karta hai. Isse naye cells jaldi ugte hain. Jo bacha khelta nahi, uska dimaag sookh jata hai.

2. Cross-Lateral Movements Aise khel jisme Left Haath aur Right Pair ek saath chalte hain (Jaise Bear Crawl ya Crab Walk). Ye exercises dimaag ke Left hisse aur Right hisse ki dosti karwate hain. Isse bache ki Logic aur Reading skills badhti hain.

Action Plan:

- Homework karne se pehle 20 minute "Paseene wali Exercise" karwayein. Dimaag jaag jayega.



CHAPTER 4: MEMORY GAMES (IQ BOOSTER)

IQ ka matlab hai "Working Memory"—yani ek saath kitni baatein dimaag mein rakh sakte ho.

1. The "Shopping List" Game (Bazar ka Khel)

Level 1: Bache ko bolo: "Mujhe Doodh, Bread aur Ande chahiye." Ab pucho kya chahiye?
Level 2: Thoda mushkil karo: "Mujhe Laal Doodh, Brown Bread aur 6 Ande chahiye."
Level 3: "Mujhe Doodh, Bread, Ande chahiye... oh ruko, Bread hata do aur Butter jod do."
Kyun: Isse bache ko info yaad rakhni padti hai aur dimaag mein badalni padti hai.

2. Mental Math (Bina Kagaz ke Hisaab)

- **Kaise:** "5 + 5 kitna hua?" (Aasaan).
- "5 + 5 minus 2 kitna hua?" (Mushkil).
- **Kyun:** Bache ko pehla number dimaag mein hold karna padta hai jab tak wo doosra calculate kar raha hai. Ye dimaag ki RAM badhata hai.

3. "Kya Gayab Hua?"

- **Kaise:** Tray mein 5 khilone rakho. Bache ko 10 second dekhne do.
- Kapda dhak do aur chupke se 1 khilona nikal lo.
- Ab pucho: "Kaunsa gayab hua?"



CHAPTER 5: BAATCHEET KA TAREEKA (LANGUAGE LADDER)

JISKE PAS ZYADA SHABD (VOCABULARY) HOTE HAIN, WO SCHOOL MEIN ZYADA SUCCESSFUL HOTA HAI.

1. **"Totla" mat bolo (No Baby Talk)** Bache se bacho wali bhasha mein baat mat karo. Adult Words use karo.

    - **Galat:** "Dekho wo 'Bhow-Bhow' hai."
    - **Sahi:** "Dekho wo kitna Vishaal (Enormous) kutta hai." Agar bacha pooche "Vishaal matlab?", toh mubarak ho! Aapne use ek naya concept sikha diya.

2. **Kahani ke beech mein** Sawal Sirf kahani sunao mat. Beech mein roko.

    - **Prediction:** "Tumhe kya lagta hai ab kya hoga?" (Logic).
    - **Recall:** "Kahani ka villain kaun tha?" (Memory).
    - **Connection:** "Kya tum kabhi Sheru ki tarah udaas hue ho?" (Emotion).



CHAPTER 6: FOCUS AUR DHYAN (ATTENTION SPAN)

AGAR AAP DHYN NAHI DE SAKTE, TOH AAP SEEKH NAHI SAKTE.

1. Bore hona Accha hai Aajkal bache kabhi bore nahi hote. Hum turant phone de dete hain. **Boredom** dimaag ke liye zaroori hai. Jab bacha bore hota hai, tabhi uska dimaag creative banta hai—"Main kya karoon? Chalo khud ka game banata hoon." **Action:** Roz 1 ghanta **"No Tech Time"** rakhein. Unhe khud apna maza dhoondne dein.

2. Chess aur Ludo Ye games sikhate hain: "Agar main ye chalunga, toh wo ye chalega." (Consequence Thinking). Bache ko Chess sikhayein. Ye Focus badhane ka sabse purana aur best tareeka hai.

3. Jigsaw Puzzles Pehle 20 pieces se shuru karein, phir 100 pieces par jayein. Puzzles sikhate hain ki chote tukdon ko jodkar badi tasveer kaise banti hai. Ye Maths aur Engineering ke liye zaroori hai.



CHAPTER 7: GROWTH MINDSET (SABSE ZAROORI CHAPTER)

AAP BACHE KI TAREEF KAISE KARTE HAIN,
USSE USKA IQ BADALTA HAI.

1. The Experiment Scientists ne bacchon ke 2 group banaye.

- **Group A:** Inko bola "Tum kitne Smart ho!"
- **Group B:** Inko bola "Tumne kitni Mehnat (Hard Work) ki!" Phir unhe ek mushkil test diya gaya.
- **Result:** Group A ne haar maan li (unhe laga agar fail hue toh 'Smart' nahi rahenge).
- Group B ne koshish jari rakhi (unhe laga mehnat karenge toh ho jayega).

2. The Rule:

- **Kabhi mat bolo:** "Tum genius ho." (Ye dimaag ko taala laga deta hai).
- **Hamesha bolo:** "Mujhe accha laga ki tumne haar nahi maani aur koshish ki." Bache ko lagna chahiye ki Dimaag badhaya ja sakta hai, ye fix nahi hai.

BONUS: SMART KID DAILY ROUTINE

- **Subah:** 2 Bheege Akhrot + 1 Ubla Anda.
- **Dopehar:** 20 Minute Exercise (Bhaagna/Koodna).
- **Shaam:** 15 Minute "Brain Games" (Puzzle, Chess, ya Lego).
- **Raat ka Khana:** "Naye Shabd" wali baatein (Din bhar kya hua, naye shabdon mein batao).
- **Sone se pehle:** Ghup andhera aur 9 ghante ki neend.