TABLE OF CONTENTS

1. Introduction
2. Chapter 1: Brain Fuel (Nutrition For IQ)
3. Chapter 2: We Become Smart While We Sleep (Sleep)
4. Chapter 3: The Body-brain Connection (Exercise)
5. Chapter 4: Memory Games (IQ Booster)
6. Chapter 5: The Art Of Conversation (Language Ladder)
7. Chapter 6: Focus And Attention (Attention Span)
8. Chapter 7: Growth Mindset (The Most Important Chapter)
9. Bonus: Smart Kid Daily Routine

INTRODUCTION

THE BRAIN IS A MUSCLE

NAMASTE PARENTS,

We often think that "Intelligence" is like height—either a child is born tall, or they aren't. We assume we can't change it. Science tells us this is **WRONG.**

A child's brain isn't like height; it's like a muscle. Just as lifting weights in a gym builds muscles, providing the right "challenges" grows the brain's neurons. In science, this process is called **"Neuroplasticity."**

This book will teach you how small lifestyle changes—in diet, sleep, and play—can transform your child from "Average" to "Genius."
Let's get started!



CHAPTER 1: BRAIN FUEL (NUTRITION FOR IQ)

You wouldn't put cheap fuel in a Ferrari. So, why put "junk" into your Super Kid's brain?

1. The Brain's Best Friend: Omega-3 Fats

- **The Why:** Our brain is made of 60% fat. But this isn't 'bad fat'; it's 'good fat.' Omega-3s are the building blocks (bricks) of the brain.
- **What to Feed:** Walnuts, Flaxseeds, Chia Seeds, and Fish.
- **Action:** Feed them two soaked walnuts every morning before they head to school.

2. Memory Booster: Choline

- **The Why:** Choline is a chemical that strengthens memory.
- **What to Feed:** Eggs—specifically the egg yolk (the yellow part).
- **Action:** A boiled egg for breakfast is a "Brain Power Start."

3. The Brain's Cleaner: Water

- **The Why:** If the brain becomes dehydrated, a child loses focus and becomes irritable.
- **Action:** Always keep a water bottle on their study table. Tell them to take a sip every 30 minutes.

4. The Brain's Enemy: Sugar

- **The Why:** Consuming too much sugar causes an initial energy spike followed by a sudden "crash." During this crash, the brain struggles to process thoughts.
- **Action:** Replace candies with fruit. Natural sweetness is perfectly fine.



CHAPTER 2: WE BECOME SMART WHILE WE SLEEP (SLEEP)

LEARNING HAPPENS WHEN WE ARE AWAKE, BUT MEMORY CONSOLIDATION (STORING THAT LEARNING) HAPPENS WHILE WE SLEEP.

1. The "Save Button" Effect: Imagine writing a long essay on a computer but forgetting to hit the "Save" button. The power goes out, and everything is gone! This is exactly what happens when a child doesn't get enough sleep. Everything they learned during the day (**Short-Term Memory**) is permanently locked in during deep sleep (**Long-Term Memory**). Sleep is the "Save Button."

2. The Brain Wash (Glymphatic System): While we are awake, toxins (waste) build up in the brain. At night, a system called the Glymphatic System turns on to "wash" the brain. If a child sleeps less than 9–10 hours, they wake up with a "dirty brain"—which is slow, foggy, and tired.

Action Plan:

- **No Screen:** Turn off the TV/Phone 1 hour before bed. Blue light "tricks" the brain into thinking it's still daytime.
- **Andhera:** The room should be completely dark for the best quality sleep.



CHAPTER 3: THE BODY-BRAIN CONNECTION (EXERCISE)

A STRONG MIND RESIDES IN A STRONG BODY.

1. Brain Fertilizer (BDNF): When a child runs or jumps, the body releases a chemical called BDNF. Think of BDNF as fertilizer for the brain; it helps new brain cells grow faster. A child who doesn't play is like a plant without water—the brain starts to wither.

2. Cross-Lateral Movements: Exercises where the left hand and right leg move together (like the Bear Crawl or Crab Walk) are vital. These movements force the left and right hemispheres of the brain to communicate. This improves a child's logic and reading skills.

Action Plan:

- Before starting homework, have them do 20 minutes of "sweaty exercise." It wakes the brain up!



CHAPTER 4: MEMORY GAMES (IQ BOOSTER)

IQ IS CLOSELY LINKED TO "WORKING MEMORY"—THE ABILITY TO HOLD AND MANIPULATE MULTIPLE PIECES OF INFORMATION AT ONCE.

1. The "Shopping List" Game:

Level 1: Tell them, "I need milk, bread, and eggs." Ask them to repeat it.
Level 2: Make it harder: "I need low-fat milk, brown bread, and 6 eggs."
Level 3: "I need milk, bread, and eggs... oh wait, remove the bread and add butter."
The Why: This forces the brain to update information on the fly.

2. Mental Math (No Paper):

- **How:** "What is $5 + 5$?" (Easy).
- "What is $5 + 5 - 2$?" (Harder).
- **The Why:** The child has to "hold" the first number in their mental RAM while calculating the second.

3. "What's Missing?"

- **How:** Place 5 toys on a tray. Let the child look for 10 seconds.
- Cover it with a cloth and secretly remove one toy.
- **Ask:** "Which one is missing?"



CHAPTER 5: THE ART OF CONVERSATION (LANGUAGE LADDER)

THE MORE WORDS A CHILD KNOWS (VOCABULARY),
THE MORE SUCCESSFUL THEY ARE IN SCHOOL.

1. Stop the "Baby Talk": Don't speak to your child in "goo-goo ga-ga" language. Use adult words.

- **Wrong:** "Look at the 'bow-wow'!"
- **Right:** "Look at that **enormous** dog." If the child asks what "enormous" means—congratulations! You've just taught them a new concept.

2. Ask Questions Mid-Story: Don't just read a story; pause it.

- **Prediction:** "What do you think happens next?" (Logic).
- **Recall:** "Who was the villain?" (Memory).
- **Connection:** "Have you ever felt sad like the main character?" (Emotional Intelligence).



CHAPTER 6: FOCUS AND ATTENTION (ATTENTION SPAN)

IF YOU CANNOT PAY ATTENTION, YOU CANNOT LEARN.

1. Boredom is Good: Today's kids are never bored because we hand them a phone the moment they get restless. But boredom is necessary. When a child is bored, their brain becomes creative: "What should I do? I'll invent my own game!"

Action: Have 1 hour of "No Tech Time" daily. Let them find their own fun.

2. Chess and Ludo: These games teach **Consequence Thinking**: "If I move here, they will move there." Chess is the oldest and best way to build deep focus.

3. Jigsaw Puzzles: Start with 20 pieces and work up to 100. Puzzles teach how small parts form a "big picture"—a skill essential for Math and Engineering.



CHAPTER 7: GROWTH MINDSET (THE MOST IMPORTANT CHAPTER)

How you praise your child changes their IQ.

1. The Experiment:

Scientists studied two groups of children:

- **Group A:** Told "You are so smart!"
- **Group B:** Told "You worked so hard!"
- **Result:** When given a difficult task, Group A gave up (they feared failing would mean they weren't 'smart' anymore).
- Group B kept trying because they believed effort leads to success.

2. The Rule:

- **Never say:** "You're a genius." (This locks the brain).
- **Always say:** "I love how you didn't give up and kept trying." The child must believe that the brain is expandable, not fixed.

BONUS: SMART KID DAILY ROUTINE

- **Morning:** 2 soaked walnuts + 1 boiled egg.
- **Afternoon:** 20 minutes of active exercise (Running/Jumping).
- **Evening:** 15 minutes of "Brain Games" (Puzzles, Chess, or Lego).
- **Dinner:** "New Word" conversation (Discuss the day using new vocabulary).
- **Night:** Pitch black room and 9 hours of sleep.